

PRODUCT SPOTLIGHT

MULTI-COLOURED WELD ROD

- Seamless appearance
- Perfect aesthetic finish
- Tough and durable sealed finish

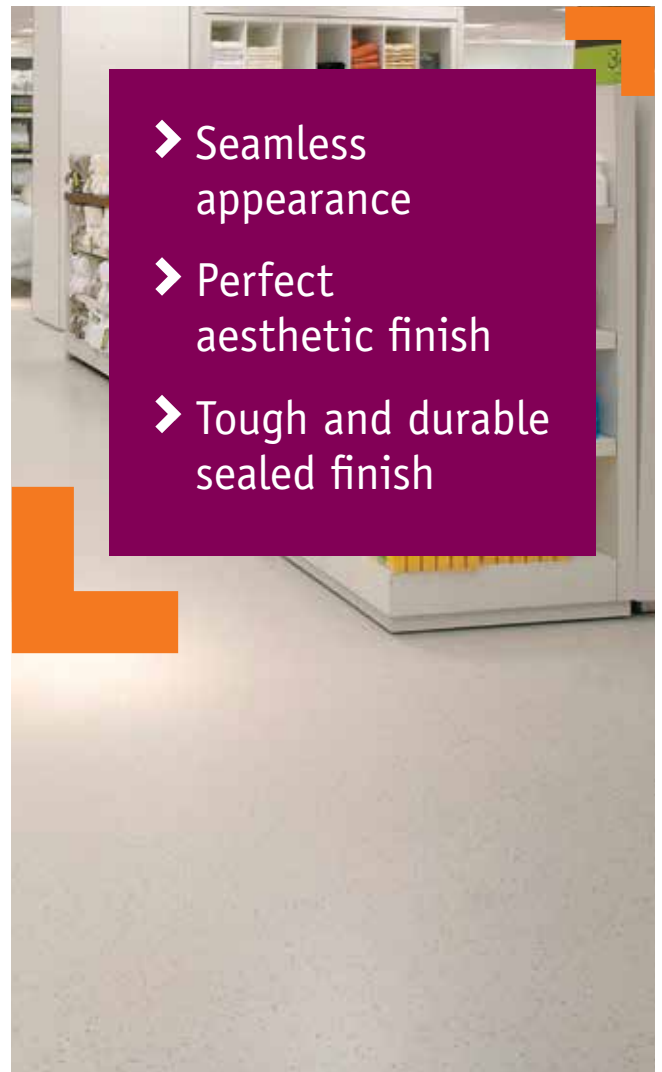

MULTI-COLOURED WELD ROD

Make joints disappear

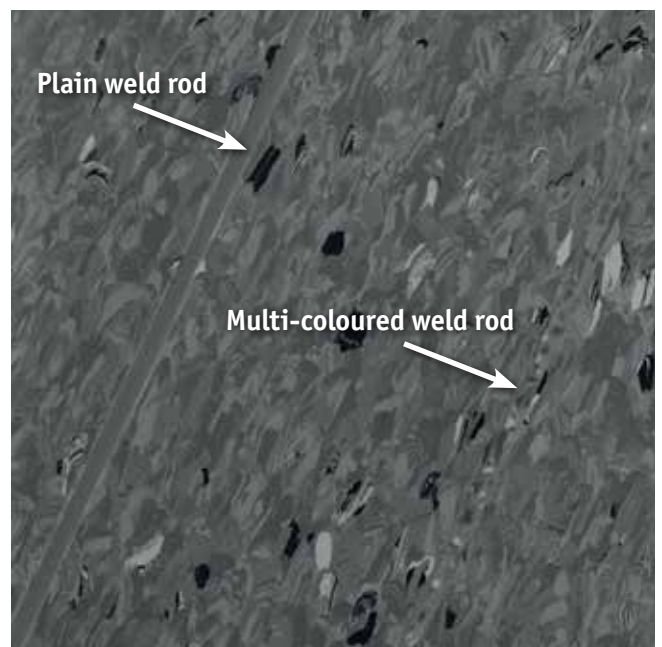
Tarkett's multi-coloured weld rod is a major innovation in joint finishing accessories. The rods contain different coloured particles of vinyl designed to enable joints to appear almost exactly the same as the vinyl, producing a seamless look and adding to the overall aesthetic of the finished floor.

Designed for use with Tarkett's iQ, Premium, Safe.T and Excellence ranges. There is a colour and pattern-coordinated welding rod for every colour reference, so the finish will always look perfect. The welding rod's superior matching ability is based on contrasting particles that are coordinated with the flooring's accent colour and design.

Our new multi-coloured welding rods make it possible to give your floors a perfect finish.



- Seamless appearance
- Perfect aesthetic finish
- Tough and durable sealed finish



Technical Datasheet

Welding rods Hot welding for vinyl floorings

WELDING RODS

DESCRIPTION

4 mm welding rods joining floorcovering for perfect hygiene, watertightness and seam strength.

Key features:

- Hot welding for perfect watertightness and hygiene.
- Superior seam strength.
- Available in unicolor and multi-colour versions (depending on ranges).
- Designed to match perfectly the flooring colour.
- Multicolour welding rods for HO rolls for invisible welding.
- Easy to clean and maintain.

Compatible flooring:

- Homogeneous vinyls (compact and acoustic)
- Heterogeneous vinyls (compact et acoustic)

Main segments of application:



TECHNICAL INFORMATION

Product

Size (mm) 1 bobbin of 50lm
(diameter 4mm)

Bobbin weight (kg) 1.0

Packaging


Min. order 1 bobbin

INSTALLATION

- Floorcovering must be welded 24h after the installation.
- Groove the floorcovering to create a gap between both products with 2/3 thickness for compact, till foam for acoustic.
- Weld the product with an average speed of 2lm/min and a 350-400°C temperature.
- rim the overflow of the joint material first with a «Quarter moon knife»
- Trim the joint material with the «Mozart» a second time

CLEANING & MAINTENANCE

Cf. flooring cleaning instructions.



ARTICLE CODE

Available for every HO and HE vinyl floorings. Please refer to product sample book or to <http://professionals.tarkett.com> to find the right reference.

	Uni welding rods	Multi-colour welding rods
	1287 ---	1290 --- (except 011 > 018)
	1288 ---	1439 ---
	1289 ---	26760 ---
	1290 011 > 1290 018	26761 ---
	1291 ---	26762 ---
	1292 ---	
	1294 ---	
	24806 ---	
iQ Natural	1296 ---	1297 ---